



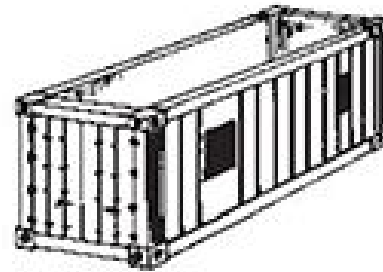
OCEAN CONTAINERS



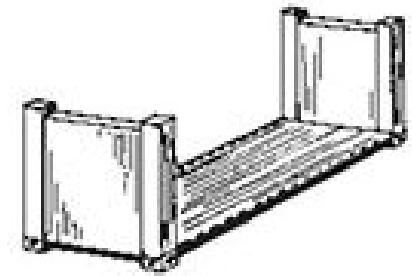
45' High Cube Dry



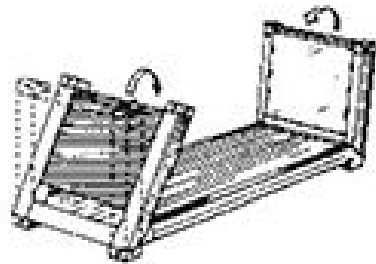
40' Dry Freight




40' Open Top




40' Flat Rack



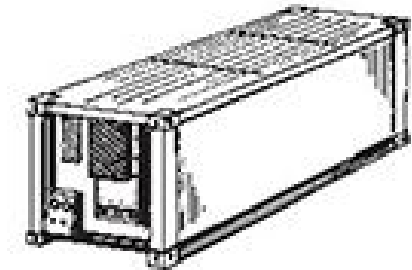
40' Collapsible Flat Rack




40' Platform



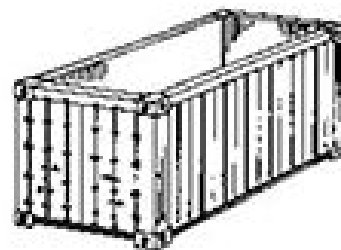
40' Reefer



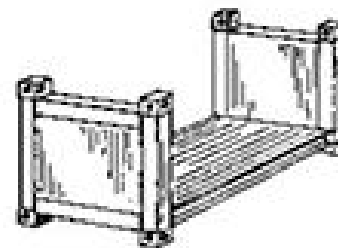
40' High Cube Reefer




20' Dry Freight



20' Open Top



20' Flat Rack



20' Tank

ISO CONTAINER SPECIFICATIONS

40' HQ Shipping Container



Summary:

This is an HQ or sometimes called HC meaning High Cube and is 12" taller than the standard GP shipping container. That is the only difference.

Other names for an ISO shipping container are, ISBU, Inter-modal shipping container, cargo container, C-Box, and conex box.

	Dimensions	Metric Standard	US Standard
External	Length	12.192	40'
	Width	2.438	8'
	Height	2.896	9'-6"
Internal	Length	12.032	39' - 5 45/64"
	Width	2.352	7' - 8 19/32"
	Height	2.698	8' - 10 7/32"
Door Opening		2,340	7' - 8 1/8"
		2,585	8' - 5 49/64"
Cubic Capacity		CU Meters	CU Feet
		76.4	2,700
		KG	LBS
Maximum Gross Weight		32,500	67,200
Tare Weight		4,850	5,600
Maximum Load		28,700	61,600

ISO CONTAINER SPECIFICATIONS

40' GP Shipping Container



Summary:

This is a GP or standard height shipping container and is 12" shorter in height than the taller HQ shipping container. That is the only difference.

Other names for an ISO shipping container are, ISBU, Inter-modal shipping container, cargo container, C-Blox, and conex box.

	Dimensions	Metric Standard	US Standard
External	Length	12.192	40'
	Width	2.438	8'
	Height	2.591	8'-6"
Internal	Length	12.032	39' - 5 45/64"
	Width	2.352	7' - 8 19/32"
	Height	2.393	7' - 10 7/32"
Door Opening		2.340	7' - 8 1/8"
		2.280	7' - 5 49/64"
Cubic Capacity		CU Meters	CU Feet
		67.7	2,390
		KG	LBS
Maximum Gross Weight		30,480	67,200
Tare Weight		3,820	8,420
Maximum Load		26,660	58,780

ISO CONTAINER SPECIFICATIONS

20' GP Shipping Container



Summary:

This is a GP or standard height shipping container and is 12" shorter in height than the taller HQ shipping container. That is the only difference. 20' HQ version is also available.

Other names for an ISO shipping container are: ISBU, Intermodal shipping container, cargo container, C-Box, and conex box.

	Dimensions	Metric Standard	US Standard
External	Length	6.058	19 - 10 1/2'
	Width	2.438	8
	Height	2.591	8 - 6"
Internal	Length	5.898	19 - 4 13/64'
	Width	2.352	7 - 8 19/32'
	Height	2.393	7 - 10 7/32'
Door Opening		2.340	7 - 8 1/8'
		2.280	7 - 5 49/64'
Cubic Capacity		CU Meters	CU Feet
		33.2	1,170
		KG	LBS
Maximum Gross Weight		30,480	67,200
Tare Weight		2,200	4,850
Maximum Load		28,280	62,350